

Westworth Village Police Department Annual Report 2017



CHIEF OF POLICE KEVIN REAVES

FEBRUARY 2018

Contents

Chief's Message and Accomplishments	2
Mission and Core Values.....	3
Police Operations.....	4
Communications Unit.....	5
Criminal Investigations.....	5
Community Policing.....	6
Emergency Care Attendant.....	6
Crime Statistics.....	7
2017 Crime Statistics and Calls for Service.....	8
2016 Crime Statistics and Calls for Service.....	9



Chief's Message

As the Chief of Police for Westworth Village, I am pleased to present the Annual Report for 2017. Our mission as an organization is to serve the community with professional, vigilant, and courteous service. Our overall goal is to create and maintain relationships that will continue to make Westworth Village a better and safer place to work, visit, and enjoy life.

Along with the hard work from members of this department, community partnerships and support create the quality of life the residents of Westworth Village enjoy.

2017 has been a year of progress for the Westworth Village Police Department. During 2017, there have been many upgrades to the technology utilized by the organization to better serve our residents. These upgrades have continued to allow the organization to proactively reduce crime and traffic safety issues in the community. The Annual Report also includes a statistical review of reported crime, calls for service, traffic data, and traffic accidents.

Accomplishments in 2017:

Westworth Village Police Department has improved facility security systems by upgrading the door and camera systems for the Police Department, City Hall, Court, and Municipal Library.

The previously utilized recording systems for our patrol vehicles and officer body worn body cameras had reached the end of life, resulting in the purchase of a state of the art system to increase officer safety as well as reduce liability for the community.

Lastly, the computer technology in the patrol vehicles was upgraded to increase the efficiency of the officers in the field, as well as decrease the amount of space occupied by equipment required to police in the new century.

Crime rate: In 2017 there was a slight increase in part one crimes in comparison to previous years due to our improved reporting practices. Comparing 2017 to previous years, we continue to maintain one of the lowest crime rates in the area.

TPCA Best Practices Recognition Program: The Texas Police Chief's Association began this voluntary accreditation program a few years ago to assist law enforcement agencies in meeting their professional obligations. The process requires agencies to meet or exceed 164 standards of best practices in law enforcement. The Westworth Village Police Department continues to create and implement new policies and procedures to become a TPCA Best Practices Recognized Organization.



Mission Statement and Core Values

Our success in community policing is based on a policing philosophy which proactively addresses crime and the fear of crime through a shared relationship with our Citizens and Officers. The mission of the Westworth Village Police Department is achieved by using proven problem-solving methods, which are built upon community involvement to create a quality of life desired by all. We understand no police department can solve crime or quality of life issues alone. However, effective police-community relationships are built upon open and transparent communication, citizen engagement, and most importantly the trust of the public in the police.

Our sense of duty is demonstrated in our relationships with each other and to the citizens we serve. This has been accomplished through encouraging a positive, supportive environment in order to protect and serve the community's quest for a peaceful and safe existence, free from fear, with democratic values applied equally to all citizens.

The core values of the Westworth Village Police Department provide the foundation for our relationship with the community:

Integrity: Demonstrated by our actions not just our words.

Accountability: To ourselves and the community we serve.

Professionalism: Our conduct and demeanor display the highest standards of personal and organizational excellence.

Service: The community is our number one priority.

Courage: To stand up for what is right, act upon the principles of fairness and justice for all.

Respect: For the people we serve



Police Operations

The Westworth Village Police Department is comprised of 16 full time Sworn Officers who comprise more than 80% of the police force, 4 Police Dispatchers as well as 1 Administrative Assistant.

Additionally, Westworth Village PD has 4 Reserve Police Officers and one citizen volunteer, making this a great community to live in and enjoy.

Our Uniformed Patrol Division operates on rotating 12-hour shifts, providing 24 hour coverage to the city. The patrol division performs a multitude of tasks including traffic enforcement, responding to emergencies, investigating criminal activity, and participating in community policing and proactive patrol. High Visibility enforcement serves as a proactive crime reduction strategy as well as a proven technique to reduce motor vehicle crashes, injuries, and deaths within our community.

Communications Unit

Telecommunicators, also referred to as dispatchers, receive calls from individuals who need assistance from Firefighters, Police Officers, and Emergency Medical Services. The Westworth Village Police Department's communications center is staffed 24 hours a day 7 day a week by professional state licensed Public Safety Telecommunicators. In 2017, our communications center handled 24,325 calls for service and officer initiated proactive police activity, of these calls, 3,809 were received via the Tarrant County 911 System. In addition, 17,563 calls were for dispatched for the Lakeside Police Department.



Criminal Investigations



The Westworth Village Police Department Criminal Investigations Unit currently has one full time Detective assigned only to Criminal Investigations. Our Detective works closely with the Tarrant County District Attorney's Office, the Municipal Court, and other agencies to ensure the rights of both the victims and the offenders are protected. Simultaneously conducting investigations leading to the prosecution of criminal cases for offenses occurring in our community. In 2017, the Unit was assigned 589 cases and achieved an 82.2% clearance rate.

Community Policing

Community policing is a value system that strives towards a primary organizational goal to work cooperatively with individual citizens, groups of citizens, and both public and private organizations. When working together we can identify and proactively resolve issues which potentially affect the livability of specific areas, or the city as a whole.

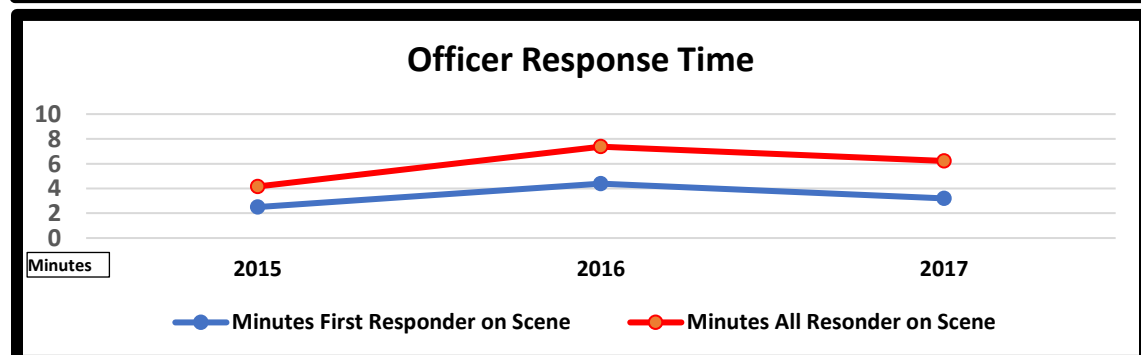
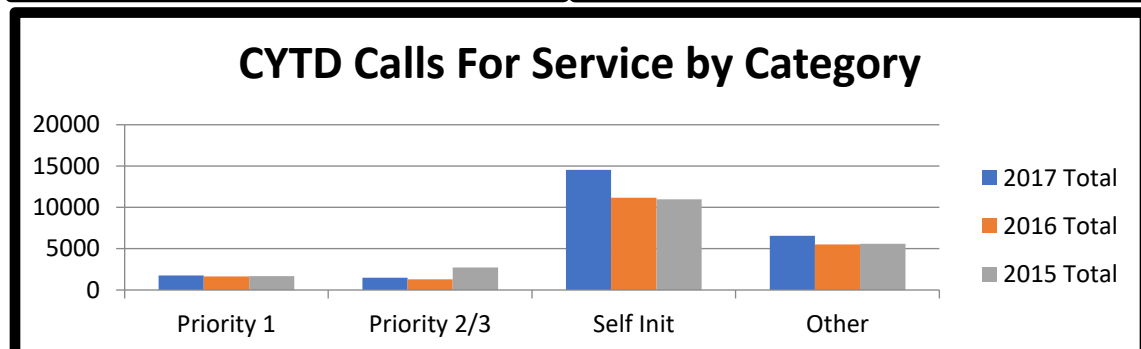
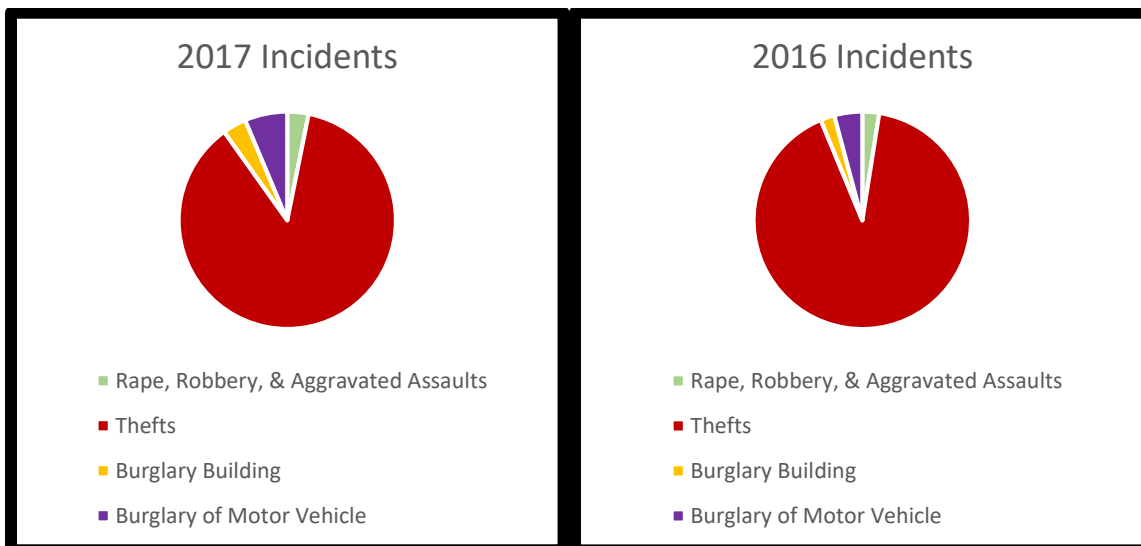
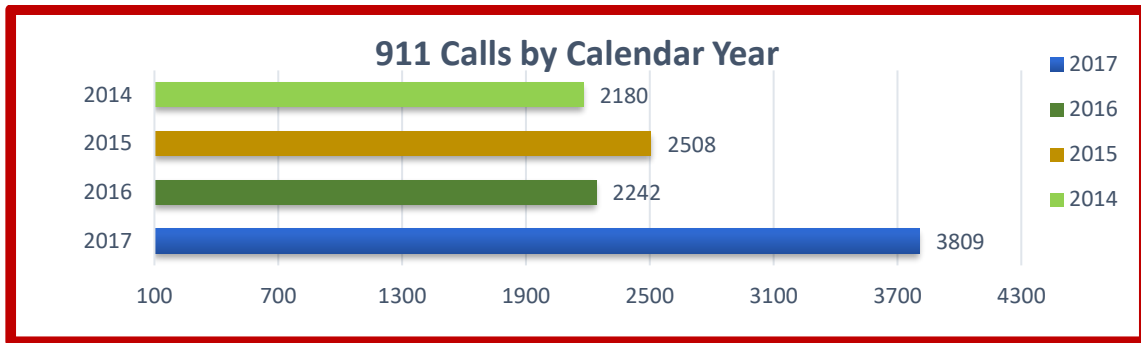
The Westworth Village Police Department is committed to building and maintaining relationships with the community.



Emergency Care Attendants



Officers of the Westworth Village Police Department maintain a Texas Department of State Health Services Emergency Care Attendant Certification, or are in the process of obtaining their certification for newer Officers. The Emergency Care Attendant Certification provides Officers with the skills and equipment training necessary to maintain basic life support for sick or injured patients. During 2017, the Department responded to approximately 286 medical emergencies, not to include traffic accidents. This Certification is maintained by our Officers as an additional tool and resource to help better serve the Citizens of Westworth Village.



Westworth Village Police Department

Annual Police Activity Summary

Reported Population: 3,500 For Year: 2017

CRIMINAL INCIDENTS	Jan 2017	Feb 2017	Mar 2017	April 2017	May 2017	June 2017	July 2017	Aug 2017	Sept 2017	Oct. 2017	Nov 2017	DEC 2017	YTD 2017
Criminal Homicide	0	0	0	0	0	0	0	0	0	0	0	0	0
Rape	0	0	0	0	0	0	0	0	0	0	0	0	0
Robbery	0	2	0	0	0	0	0	0	3	1	0	0	6
Aggravated Assault	0	0	0	0	1	0	0	1	0	0	0	0	2
TOTAL VIOLENT CRIME OFFENSES	0	2	0	0	1	0	0	1	3	1	0	0	8
Annualized Viol. Crime Rate Per 1-K Pop	0.00	0.57	0.00	0.00	0.29	0.00	0.00	0.29	0.86	0.29	0.00	0.00	2.29
Burglary	2	0	0	3	1	0	1	0	0	0	3	1	11
Residential	1	0	0	3	1	0	0	0	0	0	1	0	6
Building	1	0	0	0	0	0	1	0	0	0	2	1	5
Burg.Mtr.Veh.	2	1	1	4	3	3	0	2	1	1	0	0	18
Other Thefts	20	25	21	31	31	24	8	10	18	19	21	19	247
Auto Theft	1	0	1	1	0	0	0	0	0	0	0	0	3
Arson	0	0	0	0	0	0	0	0	0	0	0	0	0
TOTAL PROPERTY CRIME OFFENSES	25	26	23	39	35	27	9	12	19	20	24	20	279
Annualized Prop. Crime Rate Per 1-K Pop	7.14	7.43	6.57	11.14	10.00	7.71	2.57	3.43	5.43	5.71	6.86	5.71	79.71
TOTAL PART-1 OFFENSES	25	28	23	39	36	27	9	13	22	21	24	20	287
Annualized Part-1 Crime Rate Per 1-K Pop	7.14	8.00	6.57	11.14	10.29	7.71	2.57	3.71	6.29	6.00	6.86	5.71	82.00
Part-1 Offenses Cleared	57	15	17	21	23	22	3	6	13	12	3	0	192
Stolen Property	\$6,380	\$5,005	\$5,998	\$47,958	\$13,325	\$4,361	\$3,248	\$17,920	\$3,033	\$8,232	\$14,988	\$3,257	\$133,703
Recovered Property	\$30,976	\$1,477	\$5,204	\$4,718	\$5,407	\$3,350	\$896	\$1,660	\$40,789	\$4,676	\$2,612	\$2,783	\$104,546
% Of Property Value Recovered	485.5%	29.5%	86.8%	9.8%	40.6%	76.8%	27.6%	9.3%	1345.0%	56.8%	17.4%	85.5%	78.2%
Juvenile Arrests-Except Runaways	0	12	3	3	10	4	0	1	4	8	1	9	55
Adult Arrests*	30	43	27	45	49	37	20	22	27	32	29	22	383
Municipal	81	69	75	67	124	51	39	51	42	76	56	67	798
Misdemeanor	23	18	14	29	26	18	10	12	9	22	16	8	205
Felony	13	11	1	5	7	12	12	15	8	5	7	3	99
Arrests for Part1 Offenses-Excluding Juv.	23	13	18	33	26	22	3	12	14	14	15	13	206
Warrant Arrests	34	24	25	14	31	12	16	11	14	21	12	14	228
DWI Arrests-Included Above	7	4	6	6	6	4	3	3	4	7	4	2	56
TOTAL ARRESTS*	30	55	30	48	59	41	20	23	31	40	30	31	438

*Includes Arrests For Other Agencies

PUBLIC SAFETY INCIDENTS	Jan 2017	Feb 2017	Mar 2017	April 2017	May 2017	June 2017	July 2017	Aug 2017	Sept 2017	Oct. 2017	Nov 2017	DEC 2017	YTD 2017
Citizen Requests For Service	300	299	319	335	363	307	301	301	277	336	335	330	3803
Officer Initiated/Field Generated CFS**	2185	1622	1581	2412	2921	2806	2875	2394	2590	2460	2369	2468	28683
**Total Call-For-Service Activity:	2485	1921	1900	2747	3284	3113	3176	2695	2867	2796	2704	2798	32486
Priority-1 Avg. Total Response Times	8:23	5:58	5:08	8:19	6:08	6:25	7:34	5:46	7:11	2:47	8:35	3:59	6:21
Priority-1 Avg. Patrol Officer Response	3:07	4:16	2:51	3:17	3:24	3:07	2:05	3:48	4:09	1:17	6:03	2:20	3:19
Major (Injury) Accidents Dispatched	3	4	4	3	0	1	2	1	3	2	5	4	32
Minor Accidents Dispatched	9	6	11	6	10	14	11	12	4	11	10	14	118
Total Traffic Accidents:	12	10	15	9	10	15	13	13	7	13	15	18	150

Proactive Policing

Traffic Stops	602	599	635	439	676	591	541	451	521	409	457	398	6319
Neighborhood, Park, & Business Checks	1533	1019	909	1695	2161	2082	2179	1829	1990	1899	1886	1977	21159
All Other Officer Initiated Activity	652	603	672	717	760	724	696	565	600	561	483	491	7524
Traffic Stops Cleared By Citation	289	298	369	238	351	309	243	225	277	188	234	192	3213
Traffic Stops Cleared By Warning	264	260	224	179	273	237	234	179	204	192	191	172	2609

**Patrol & Admin. Patrol & Traffic Stops

Westworth Village Police Department

Annual Police Activity Summary

Reported Population: 3,500 Year: 2016

CRIMINAL INCIDENTS	Jan 2016	Feb 2016	Mar 2016	April 2016	May 2016	June 2016	July 2016	Aug 2016	Sept 2016	Oct. 2016	Nov 2016	Dec 2016	YTD 2016
Criminal Homicide	0	0	0	0	0	0	0	0	0	0	0	0	0
Rape	0	0	0	0	0	0	0	0	1	0	0	0	1
Robbery	2	1	0	0	0	0	0	0	0	0	0	0	3
Aggravated Assault	0	0	0	1	0	0	0	0	1	0	0	0	2
OLENT CRIME OFFENSES	2	1	0	1	0	0	0	0	2	0	0	0	6
Annualized Viol. Crime Rate Per 1-K Pop	6.86	3.43	0.00	3.43	0.00	0.00	0.00	0.00	6.86	0.00	0.00	0.00	1.71
Burglary	0	0	1	0	0	1	2	0	0	0	1	0	5
Residential	0	0	1	0	0	1	0	0	0	0	1	0	3
Building	0	0	0	0	0	0	2	0	0	0	0	0	2
Burg.Mtr.Veh.	0	0	1	0	0	1	0	0	3	3	2	0	10
Other Thefts	26	24	25	21	15	6	8	16	18	15	25	20	219
Burg.CoinOp.Mach.	0	0	0	0	0	0	0	0	0	0	0	0	0
Larceny	26	24	25	21	15	6	8	16	18	15	25	20	219
Auto Theft	0	0	0	0	0	0	0	0	1	1	0	0	2
Arson	0	0	0	0	0	0	0	0	0	0	0	0	0
PERTY CRIME OFFENSES	26	24	27	21	15	8	10	16	22	19	28	20	236
Annualized Prop. Crime Rate Per 1-K Pop	89.14	82.29	92.57	72.00	51.43	27.43	34.29	54.86	75.43	65.14	96.00	68.57	67.43
TOTAL PART-I OFFENSES	28	25	27	22	15	8	10	16	24	19	28	20	242
Annualized Part-1 Crime Rate Per 1-K Pop	96.00	85.71	92.57	75.43	51.43	27.43	34.29	54.86	82.29	65.14	96.00	68.57	69.14
Part-1 Offenses Cleared	39	27	20	21	13	6	6	12	8	10	18	12	192
Stolen Property	\$3,828	\$1,374	\$5,867	\$4,256	\$923	\$5,432	\$2,189	\$3,029	\$6,632	\$8,784	\$5,582	\$7,034	\$54,931
Recovered Property	\$1,981	\$1,820	\$2,265	\$6,553	\$2,075	\$797	\$1,797	\$2,258	\$14,621	\$17,077	\$1,561	\$2,563	\$55,368
% Of Property Value Recovered	51.7%	132.4%	38.6%	154.0%	224.8%	14.7%	82.1%	74.5%	220.5%	194.4%	28.0%	36.4%	100.8%
Juvenile Arrests	5	3	0	2	0	0	0	1	0	3	0	3	17
Adult Arrests*	37	37	37	42	29	21	29	42	29	26	28	25	382
Municipal Charges	66	39	56	96	74	78	90	68	87	66	46	63	829
Misdemeanor Charges	18	12	13	24	25	15	21	25	16	13	13	23	218
Felony Charges	4	16	12	10	11	5	4	13	17	6	15	8	121
Arrests for Part1 Offenses-Excluding Juv.	25	25	27	22	15	5	6	17	12	10	19	10	193
Warrant Arrests	24	17	25	22	24	25	28	28	31	21	17	25	287
DWI Arrests-Included Above	4	1	4	7	8	6	14	11	6	8	2	7	78
TOTAL ARRESTS*	42	40	37	44	29	21	29	43	29	29	28	28	399

*Includes Arrests For Other Agencies

PUBLIC SAFETY INCIDENTS	Jan 2016	Feb 2016	Mar 2016	April 2016	May 2016	June 2016	July 2016	Aug 2016	Sept 2016	Oct. 2016	Nov 2016	Dec 2016	YTD 2016
911 Calls Received													0
Non-Emergency Calls													0
TOTAL PHONE CALLS RECEIVED	0	0	0	0	0	0	0	0	0	0	0	0	0
Citizen Requests For Service	282	257	265	280	293	259	286	273	221	281	262	285	3244
Officer Initiated/Field Generated CFS**	1665	1582	1406	1307	1654	1626	1795	1732	1825	1685	1621	2196	20094
**Total Call-For-Service Activity:	1947	1839	1671	1587	1947	1885	2081	2005	2046	1966	1883	2481	23338
Priority-1 Avg. Total Response Times	7:12	6:35	4:42	6:25	4:24	12:05	5:31	7:03	8:59	9:44	7:00	11:40	7:37
Priority-1 Avg. Patrol Officer Response	2:30	4:51	2:45	3:54	2:00	8:06	2:22	3:39	5:20	4:04	3:34	8:02	4:16
Fatality Accidents	0	0	0	0	0	0	0	0	0	0	0	0	0
Major (Injury) Accidents													
Dispatched	1	0	0	1	1	1	2	4	2	1	1	1	15
Minor Accidents Dispatched	5	7	7	3	6	5	12	10	7	1	5	10	78
Total Traffic Accidents:	6	7	7	4	7	6	14	14	9	2	6	11	93

Proactive Policing

Traffic Stops	312	429	301	315	512	623	600	542	585	604	397	733	5953
Neighborhood, Park, & Business Checks	1285	1200	981	892	1104	1097	1212	1097	1109	1147	1151	1588	13863
All Other Officer Initiated Activity	380	382	425	415	550	529	583	635	716	538	470	608	6231
Traffic Stops Cleared By Citation	141	216	157	146	238	282	253	214	246	284	173	366	2716
Traffic Stops Cleared By Warning	130	172	113	143	222	294	292	261	263	267	187	305	2649
Total Traffic Tickets:	271	388	270	289	460	576	545	475	509	551	360	671	5365

**Excludes Admin. Entries & Traffic Stops